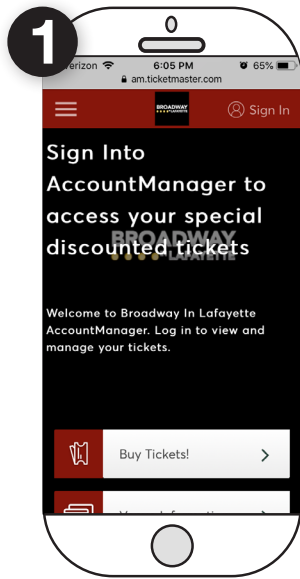


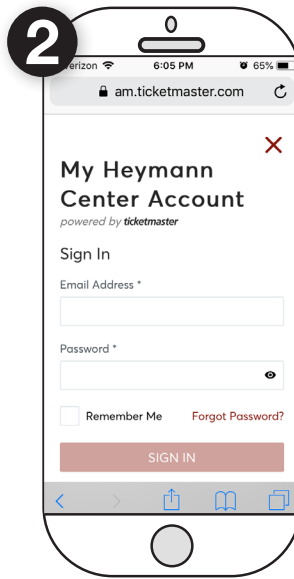
VIEW TICKETS ON YOUR MOBILE PHONE



GO TO ACCOUNTMANAGER ON YOUR MOBILE PHONE

On your mobile phone, visit this website:
<https://am.ticketmaster.com/heymanntl/#/>
And click the "Sign In" button in the upper right corner.

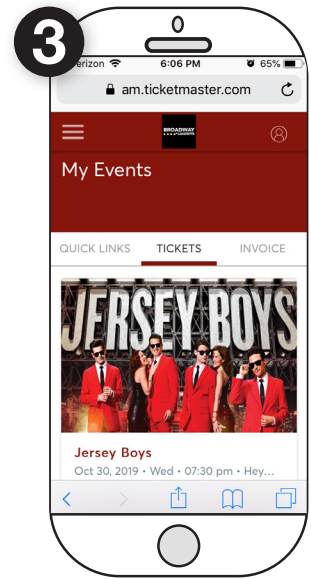
*Please Note: This cannot be a laptop, ipad, or tablet.



ENTER YOUR LOGIN INFORMATION

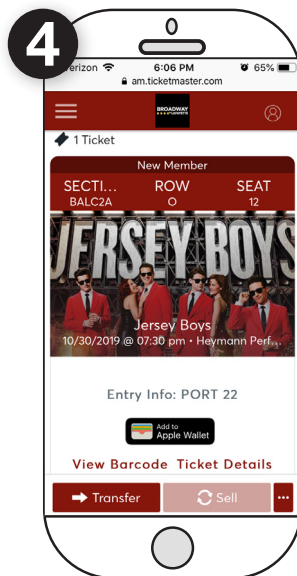
Enter the email address & password associated with your account and click "Sign In". If this is your first time logging in, click "Forgot Password?" and follow the instructions to set up your password.

*Please Note: You must use the same email address used when purchasing season tickets.



EVENT LISTINGS

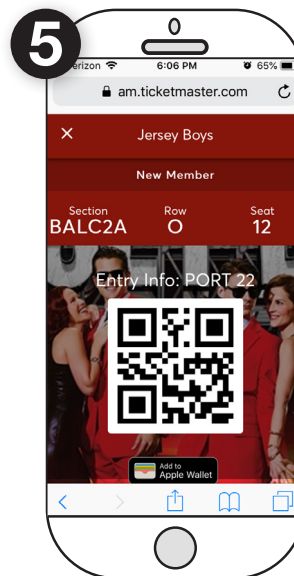
Once you have signed in, your events will be listed on the homepage of your AccountManager



VIEW SEAT LOCATION

Click on the event that you would like to view seat location information.

*Please Note: This page is not your ticket to the event. You will need to pull up the barcode in order to get into your event.



TICKET BARCODE

When it's time to enter your event, click the "View Barcode" button at the bottom of the screen and your scannable mobile ticket will appear.